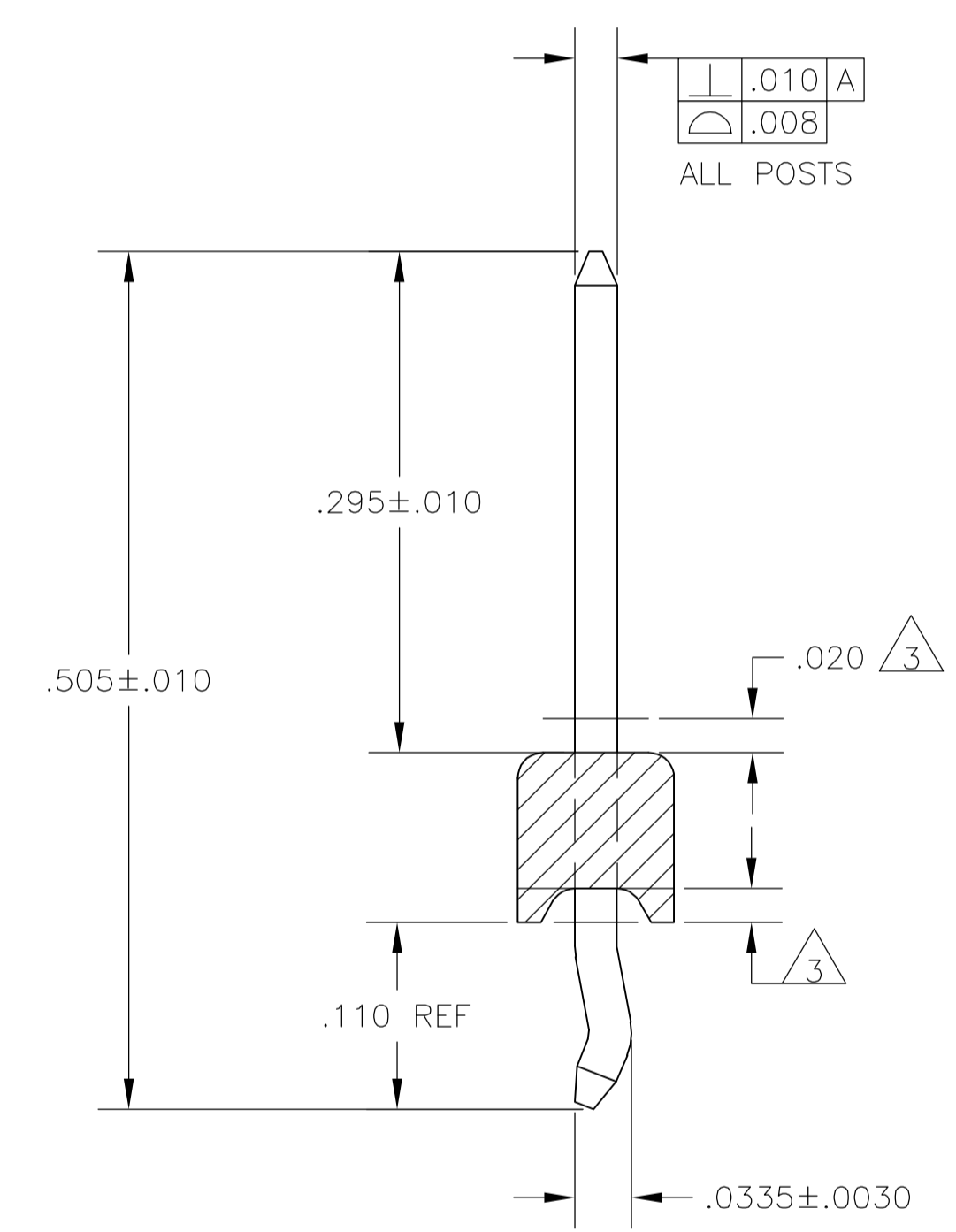
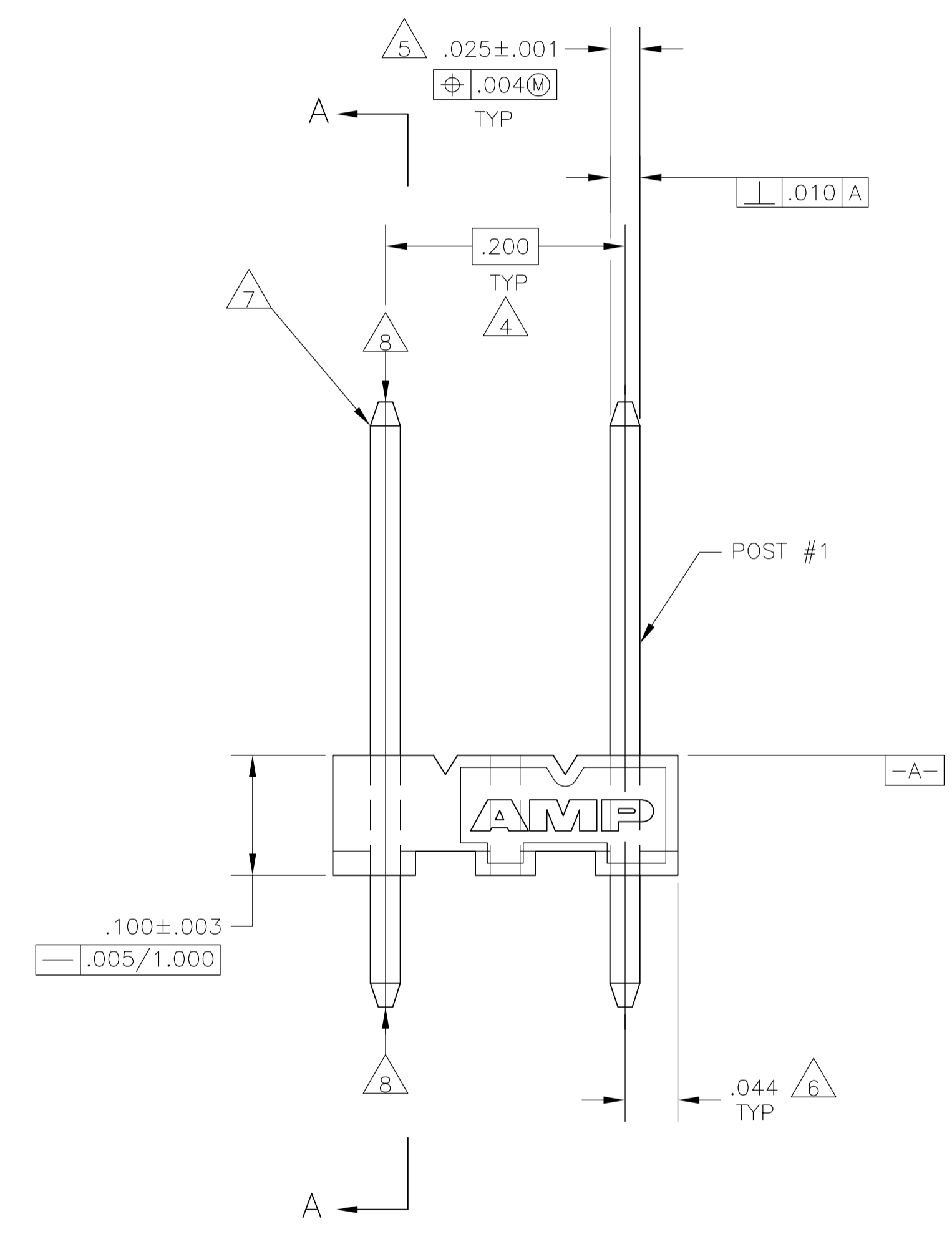
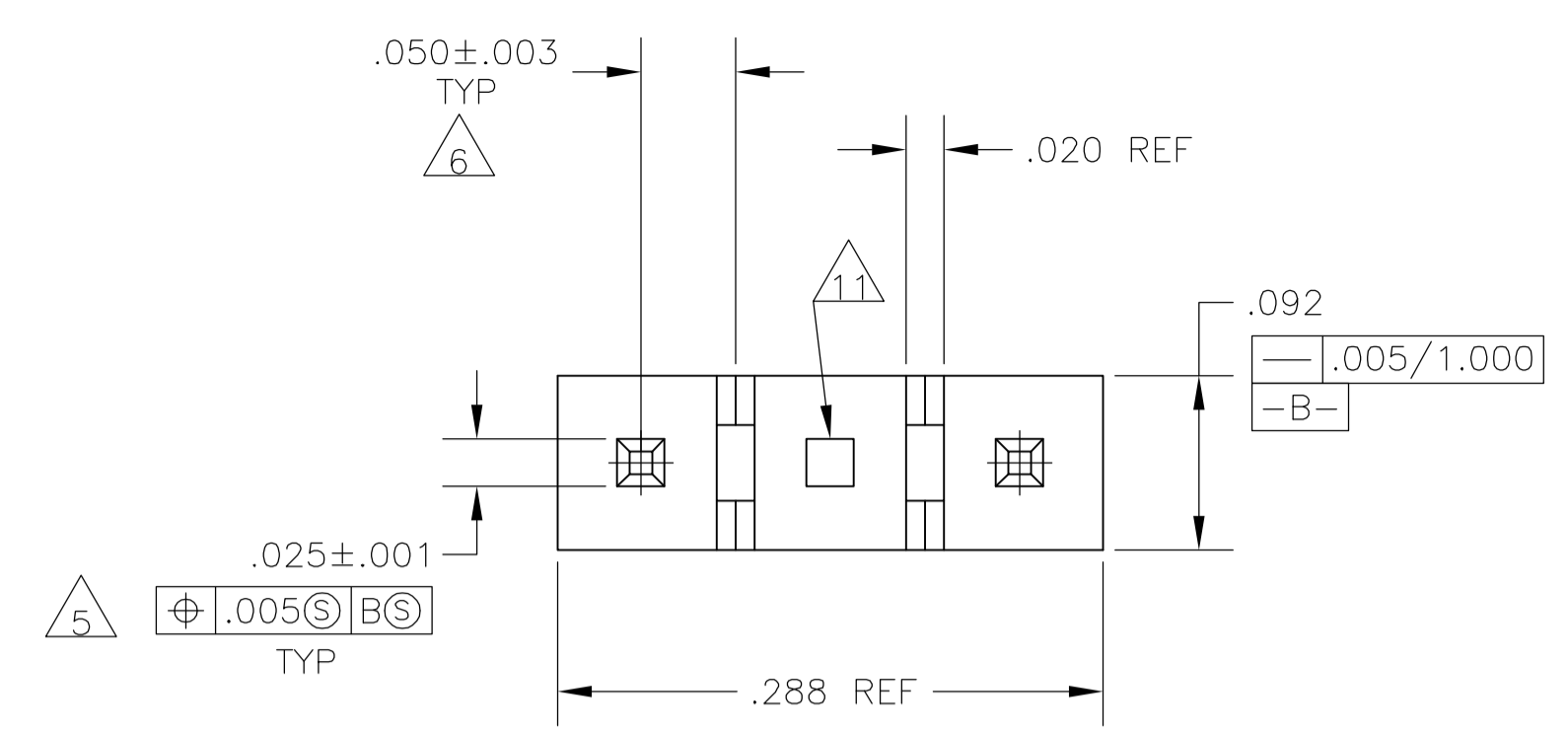
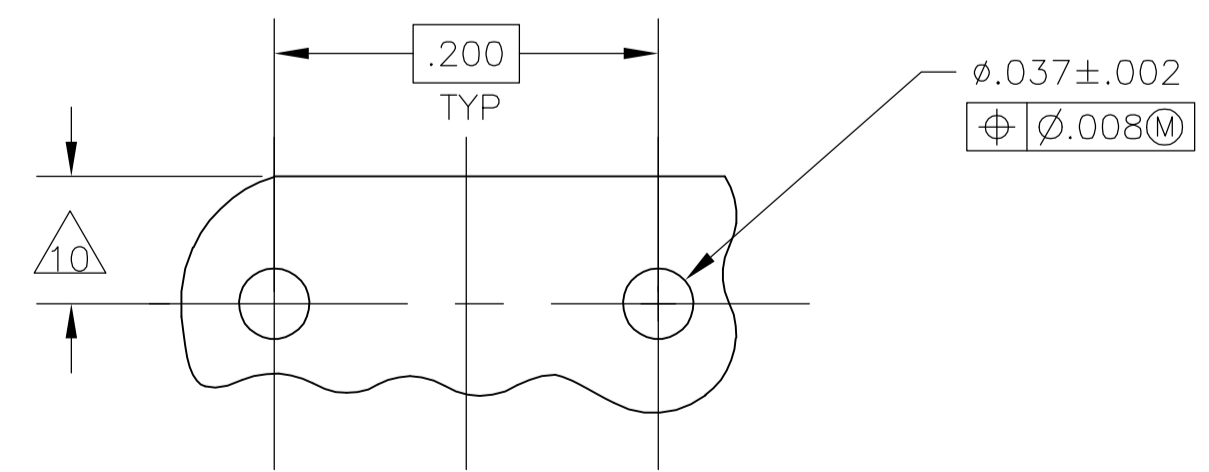


LOC		DIST		REVISIONS			
CM	00	REV	DATE	BY	APP'D	DATE	BY
B1		REVISED PER ECO-07-001393	19JAN07	KW	DB		



SECTION A-A
 RETENTIVE FEATURE IS FOR POSTS DESIGNATED IN TABLE ONLY



RECOMMENDED MOUNTING HOLE PATTERN FOR .063 THICK P. C. BOARD

- 1 MATERIAL:
 BASE: THERMOPLASTIC POLYESTER, UL 94V-0 (NATURAL).
 POST: COPPER ALLOY (TIN OR TIN-LEAD PLATED, .000150" MIN THICK - SEE PART NUMBER TABLE FOR DETAILS).
- 2. PARTS MUST COMPLY WITH AMP SOLDERABILITY SPEC 109-11-2.
- 3 PLASTIC AROUND POST PERMISSIBLE IN THIS AREA ONLY.
- 4 DIMENSION APPLIES WHEN HEADER IS HELD FLAT.
- 5 MEASURED AT -A-
- 6 COORDINATE DIMENSION APPLIES FROM CENTER OF ACTUAL FEATURE.
- 7 RADIUS AT TIP PERMITTED, BOTH ENDS.
- 8 POST MUST WITHSTAND 3.0 LB (13 NEWTONS) MIN AXIAL FORCE IN BOTH DIRECTIONS WITHOUT DISLODGING.
- 9 TOLERANCES APPLY TO SOLDER SIDE OF BOARD.
- 10 DIMENSION SHOULD BE .060 MIN WHEN MATING WITH A MTA-100 CONNECTOR ASSEMBLY OR A CST-100 CONNECTOR.
- 11 HOLE IN OMITTED POST LOCATION MAY NOT BE PRESENT.
- 12. AMP LOGO MAY OR MAY NOT APPEAR ON MOLDING HOUSING. 109-11-2.

IN	MM	IN	MM
.037	0.94	-	-
.0335	0.851	1.000	25.40
.025	0.64	.505	12.83
.020	0.51	.295	7.49
.010	0.25	.288	7.32
.008	0.20	.200	5.08
.005	0.13	.110	2.79
.004	0.10	.100	2.54
.003	0.08	.092	2.34
.002	0.05	.063	1.60
.0030	0.076	.060	1.52
.001	0.03	.050	1.27
.000150	0.0038	.044	1.12
IN	MM	IN	MM

SUPERSEDED BY 3-644748-1	TIN	2	1,3	3-644748-1
	TIN-LEAD	2	1,3	644748-1
	FINISH	POSITION NO. OMITTED	RETENTIVE POSITIONS	PART NUMBER

METRIC

THIS DRAWING IS A CONTROLLED DOCUMENT.		DWG: VISEWARA	DATE: 08JULY2005	Tyco Electronics Corporation	
DIMENSIONS: INCHES		CHK: D. ROSSI	DATE: 02AUG2005	Harrisburg, Pa 17105-3608	
TOLERANCES UNLESS OTHERWISE SPECIFIED:		NAME: D. ROSSI		PRODUCT SPEC: MTA-100 HEADER ASSEMBLY, NARROW .025 SQUARE STRAIGHT POST WITH RETENTIVE LEGS, TIN PLATED, 3 POSITION, OMITTED POST	
0 PLC ± -		APPLICATION SPEC: -		SIZE: A1	
1 PLC ± -		WEIGHT: -		CAGE CODE: 644748	
2 PLC ± -		CUSTOMER DRAWING		SCALE: 10:1	
3 PLC ± .005		SHEET: 1 OF 1		REV: B1	
4 PLC ± -					
ANGLES ± -					
FINISH: -					